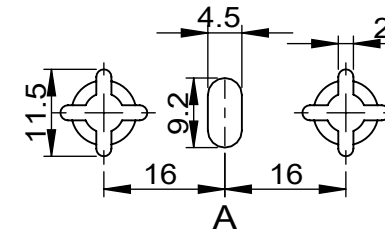
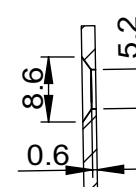
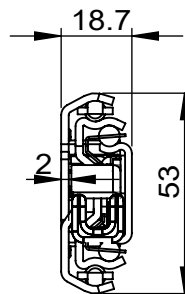
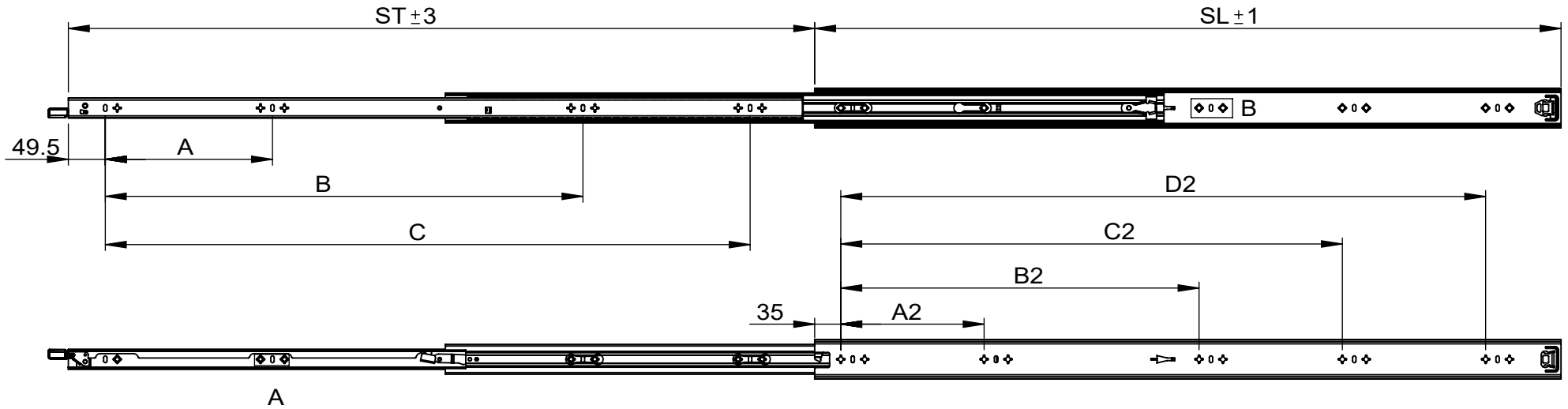
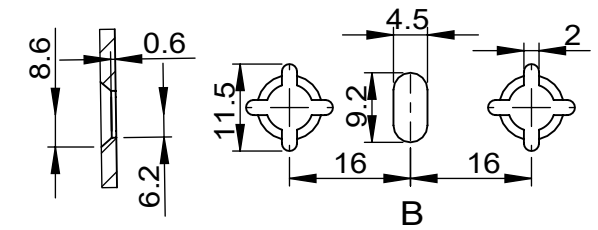


CODE	SL	ST	A	B	C	A2	B2	C2	D2	P/C
RSL53350	350	350	256	-	-	224	-	-	-	10
RSL53400	400.8	400	288	-	-	288	-	-	-	10
RSL53450	450	450	96	320	-	192	320	-	-	10
RSL53500	500	500	128	384	-	224	684	-	-	10
RSL53550	550	550	160	416	-	256	419	-	-	6
RSL53600	600	600	160	480	-	288	480	-	-	6
RSL53700	700	700	224	416	576	320	576	368	-	6
RSL53800	800	800	224	480	672	192	384	544	672	6
RSL53900	900	900	224	512	768	192	448	608	768	6
RSL531000	1000	1000	224	640	864	192	480	672	864	6



NOTES:

1. Length: 350mm to 1000mm (14" to 40")
2. Travel: Full Extension
3. Max. Loading: 90kg (198lb)
4. Mount: Side Mount
5. Function: Lock-in & Out with Handle
6. Finish: 304 Stainless Steel Original Color
7. Material: 304 Stainless Steel
8. Packing: Unit Packed in 10 pair/carton



Part Number:	Series RSL53	Drawn by:	Date:	Material:
Description:		Checked by:	Projection Method:	Finish:

This drawing and any information or description material set out on it are the confidential and copyright property of TOOL & TECH INTERNATIONAL CO.,LTD.